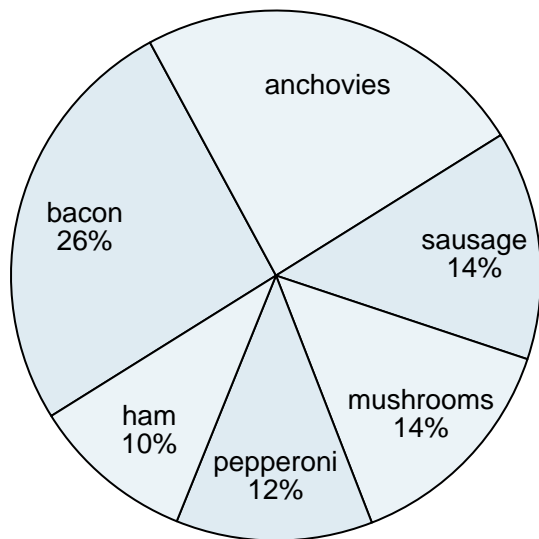




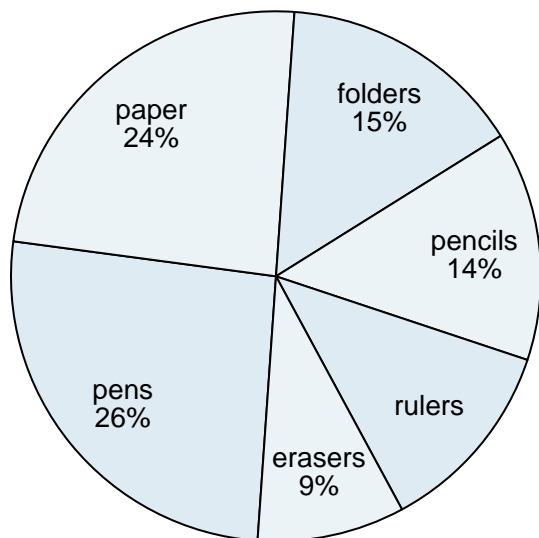
Use the graph to solve.

Favorite Pizza Topping



- 1) Which topping was the most popular?
- 2) Which topping was the least popular?
- 3) Which two toppings did about half the people like the best?
- 4) What percent of people said anchovies was their favorite?
- 5) What percent of people said either ham or mushrooms was their favorite?

School Store Sales



- 6) What percent of the sales were rulers?
- 7) Which product sold the worst?
- 8) What is the combined amount of rulers and paper sold?

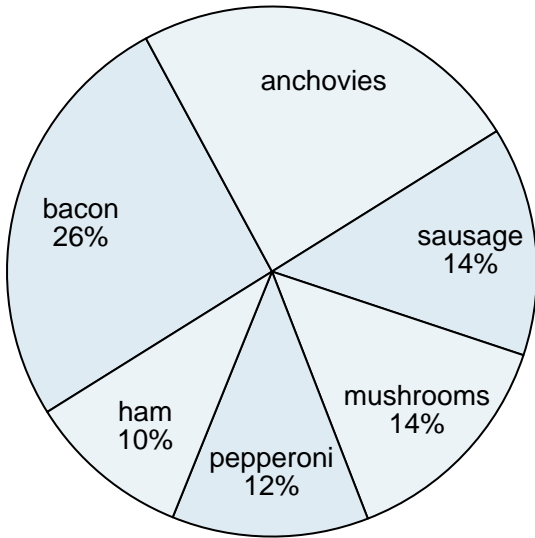
Answers

1. _____
2. _____
3. _____
4. _____
5. _____
6. _____
7. _____
8. _____
9. _____
10. _____



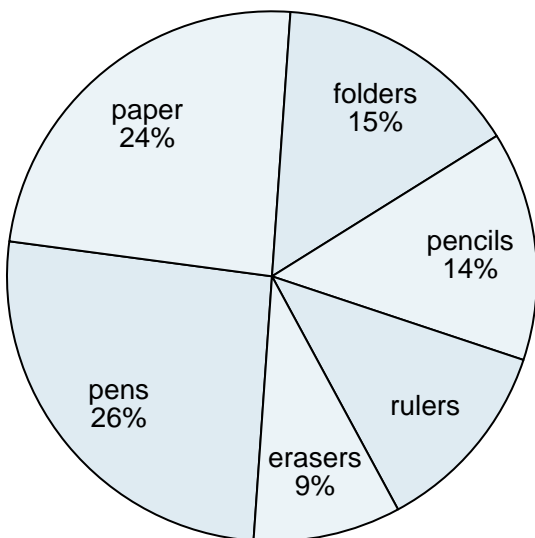
Use the graph to solve.

Favorite Pizza Topping



- 1) Which topping was the most popular?
- 2) Which topping was the least popular?
- 3) Which two toppings did about half the people like the best?
- 4) What percent of people said anchovies was their favorite?
- 5) What percent of people said either ham or mushrooms was their favorite?

School Store Sales



- 6) What percent of the sales were rulers?
- 7) Which product sold the worst?
- 8) What is the combined amount of rulers and paper sold?

Answers

1. **bacon**
2. **ham**
3. **bacon & anchovies**
4. **24%**
5. **24%**
6. **12%**
7. **12%**
8. **36%**
9. **36%**
10. **36%**